


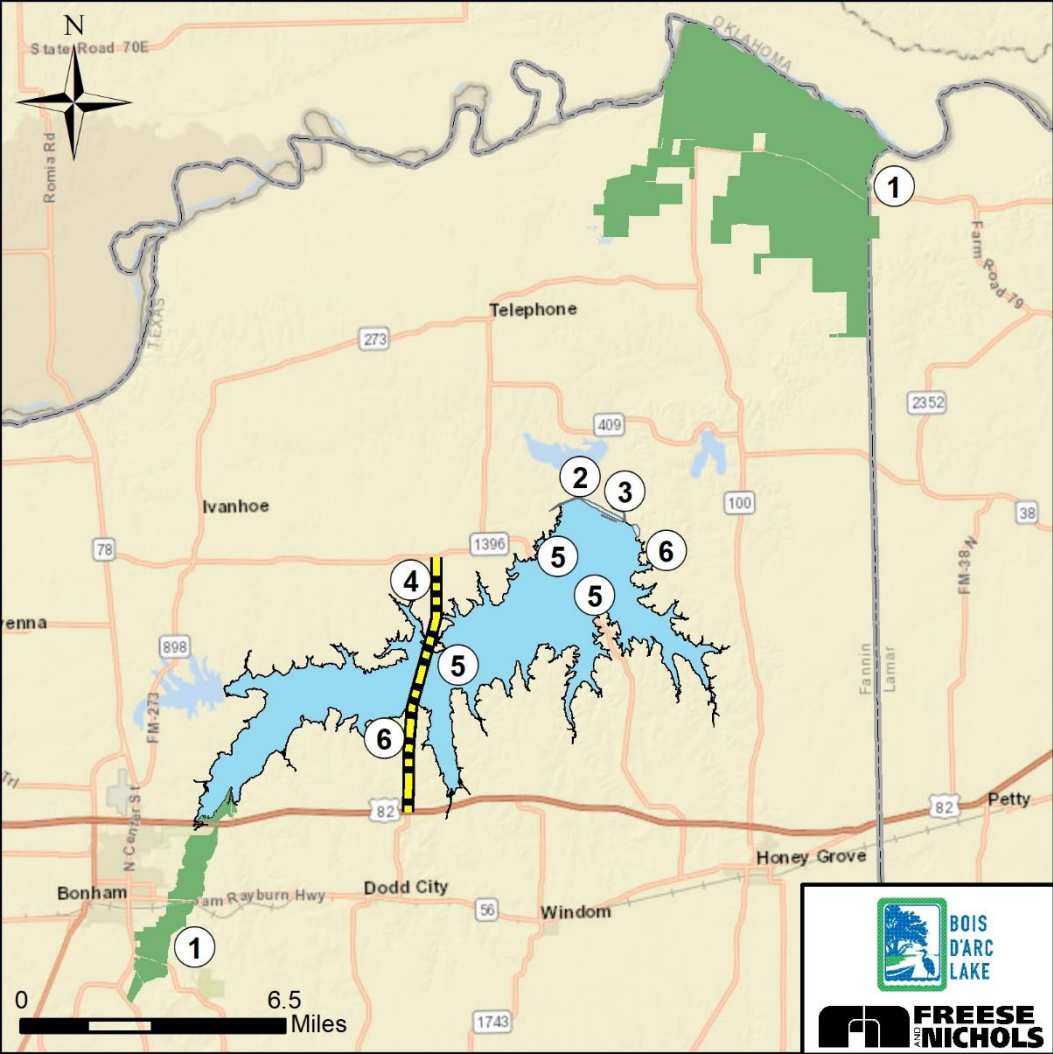
BOIS D'ARC LAKE  
**PROGRAM SUMMARY**



October 2020

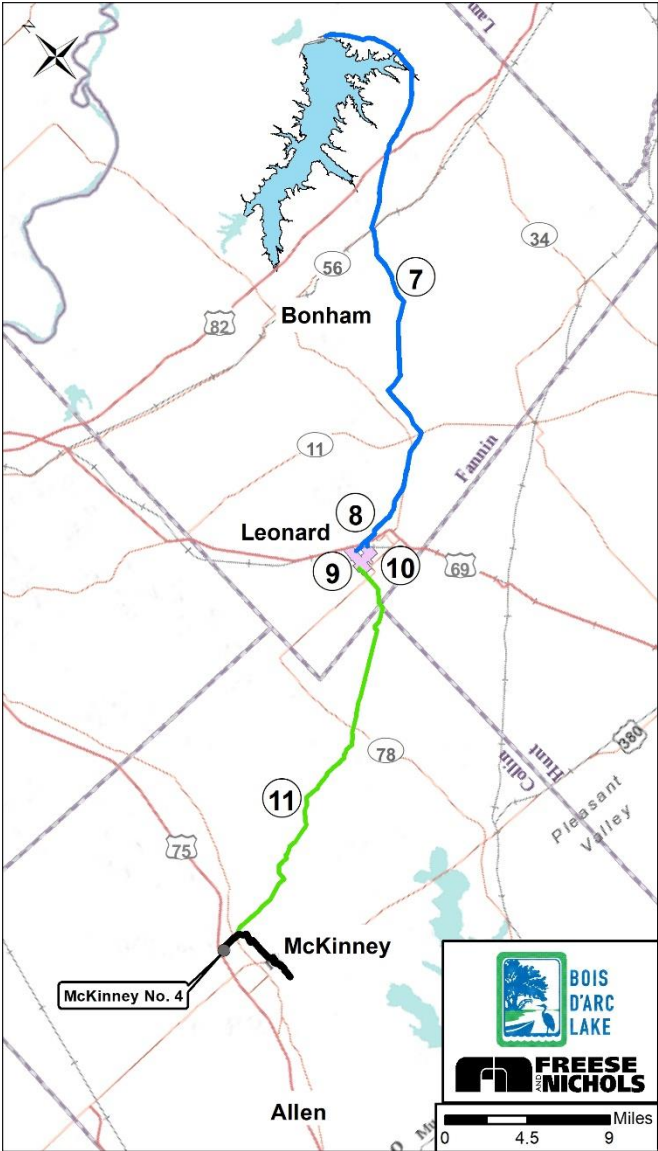


# PROGRAM MAPS AND STATUS SUMMARY



- ① RIVERBY AND UPPER MITIGATION SITES (FSP – RES)**  
 Design/Construction Budget: Est. - \$148M; Authorized Amount - \$148M; Spent Amount - \$79.7M  
 Status: See construction report sheet later in report.  
 Schedule: See construction report sheet later in report.
- ② DAM AND RESERVOIR (CMAR 1 – Archer Western)**  
 Design/Construction Budget: Est. - \$182M; Authorized Amount - \$182M; Spent Amount - \$119.4M  
 Status: See construction report sheet later in report.  
 Schedule: See construction report sheet later in report.
- ③ RAW WATER PUMP STATION (CMAR 3 – Garney)**  
 Design/Construction Budget: Est. - \$97.1M; Authorized Amount - \$97.1M; Spent Amount - \$57.3M  
 Status: See construction report sheet later in report.  
 Schedule: See construction report sheet later in report.
- ④ FM 897 AND COUNTY ROADS (CMAR 4 – Austin Bridge and Road)**  
 Design/Construction Budget: Est. - \$55.6M; Authorized Amount - \$55.6M; Spent Amount - \$47.3M  
 Status: See construction report sheet later in report.  
 Schedule: See construction report sheet later in report.
- ⑤ & ⑥ RECREATION AREAS, BOAT RAMPS, LAKE OFFICE (CMAR 4 – Austin Bridge and Road) and DAM MAINTENANCE BUILDING (CMAR 3 – Garney)**  
 Design/Construction Budget: Est. - \$29M; Authorized Amount - \$26M; Spent Amount - \$11.2M  
 Status: See construction report sheet later in report.  
 Schedule: See construction report sheet later in report.

# PROGRAM MAPS AND STATUS SUMMARY



### ⑦ 90-INCH RAW WATER PIPELINE (CMAR 5 – Garney)

Design/Construction Budget: Est. - \$191.3M; Authorized Amount - \$185.4M; Spent Amount - \$141.4M  
 Status: See construction report sheet later in report.  
 Schedule: See construction report sheet later in report.

### ⑧ LEONARD WATER TREATMENT PLANT (CMAR 3 – Garney)

Design/Construction Budget: Est. - \$289.6M; Authorized Amount - \$289.6M; Spent Amount - \$180.9M  
 Status: See construction report sheet later in report.  
 Schedule: See construction report sheet later in report.

### ⑨ HIGH SERVICE PUMP STATION (CMAR 3 – Garney)

Design/Construction Budget: Est. - \$73.3M; Authorized Amount - \$70.3M; Spent Amount - \$17.2M  
 Status: See construction report sheet later in report.  
 Schedule: See construction report sheet later in report.

### ⑩ TERMINAL STORAGE RESERVOIR (CMAR 1 – Archer Western)

Design/Construction Budget: Est. - \$46.5M; Authorized Amount - \$46.5M; Spent Amount - \$39.4M  
 Status: See construction report sheet later in report.  
 Schedule: See construction report sheet later in report.

### ⑪ 84-INCH TREATED WATER PIPELINE (CMAR 5 – Garney)

Design/Construction Budget: Est. - \$125M; Authorized Amount - \$64M; Spent Amount - \$48.7M  
 Status: See construction report sheet later in report.  
 Schedule: See construction report sheet later in report.

## CONSTRUCTION PROGRESS PHOTOS



**CMAR 1 – Archer Western – Intake tower aerial view.**



**CMAR 1 – Archer Western – Embankment work on the notch closure.**



**CMAR 1 – Archer Western – Service spillway stilling basin soil cement activity.**



**CMAR 1 – Archer Western – CR 2700 re-align and west dam embankment.**



**CMAR 1 – Archer Western – Aerial of dam embankment looking west.**



**CMAR 1 – Archer Western – TSR nearby substation construction.**



**CMAR 1 – Archer Western – TSR aerial looking northwest.**



**CMAR 1 – Archer Western – TSR seeding and sodding the south slope of embankment.**



**Mitigation FSP – RES – Section 1 Native grass restoration.**



**Mitigation FSP – RES – Planting native grasses at Riverby.**



**Mitigation FSP – RES – Willow Branch main plug reconstruction.**



**Mitigation FSP – RES – Demolition of grain silos.**



**Mitigation FSP – RES – Hawk at Riverby.**



**Mitigation FSP – RES – Ibis at Riverby.**



**Mitigation FSP – RES – Big bluestem grass in Section 1.**



**Mitigation FSP – RES – Blue wing teal at Riverby.**



**CMAR 3 – Garney - LWTP pre-treatment building.**



**CMAR 3 – Garney – LWTP north chemical storage building.**



**CMAR 3 – Garney – LWTP chlorine contact basin and clearwells.**



**CMAR 3 – Garney – LWTP ozone structure.**





**CMAR 3 – Garney – RWPS plan view.**



**CMAR 3 – Garney – LWTP operations building.**



**CMAR 3 – Garney – RWPS precast wall installation.**



**CMAR 3 – Garney – HSPS forming, reinforcing, and placement of walls.**



**CMAR 4 – Austin Bridge and Road – County Road site 13 aerial view.**



**CMAR 4 – Austin Bridge and Road – Construction on the bunkhouse and private boat ramp.**



**CMAR 4 – Austin Bridge and Road – FM 897 boat ramp aerial view.**



**CMAR 4 – Austin Bridge and Road – Operations building plan view.**



**CMAR 5 – Garney – RWPL Segment A approaching the outfall pipe.**



**CMAR 5 – Garney – RWPL Segment C installation near CR 4830 .**

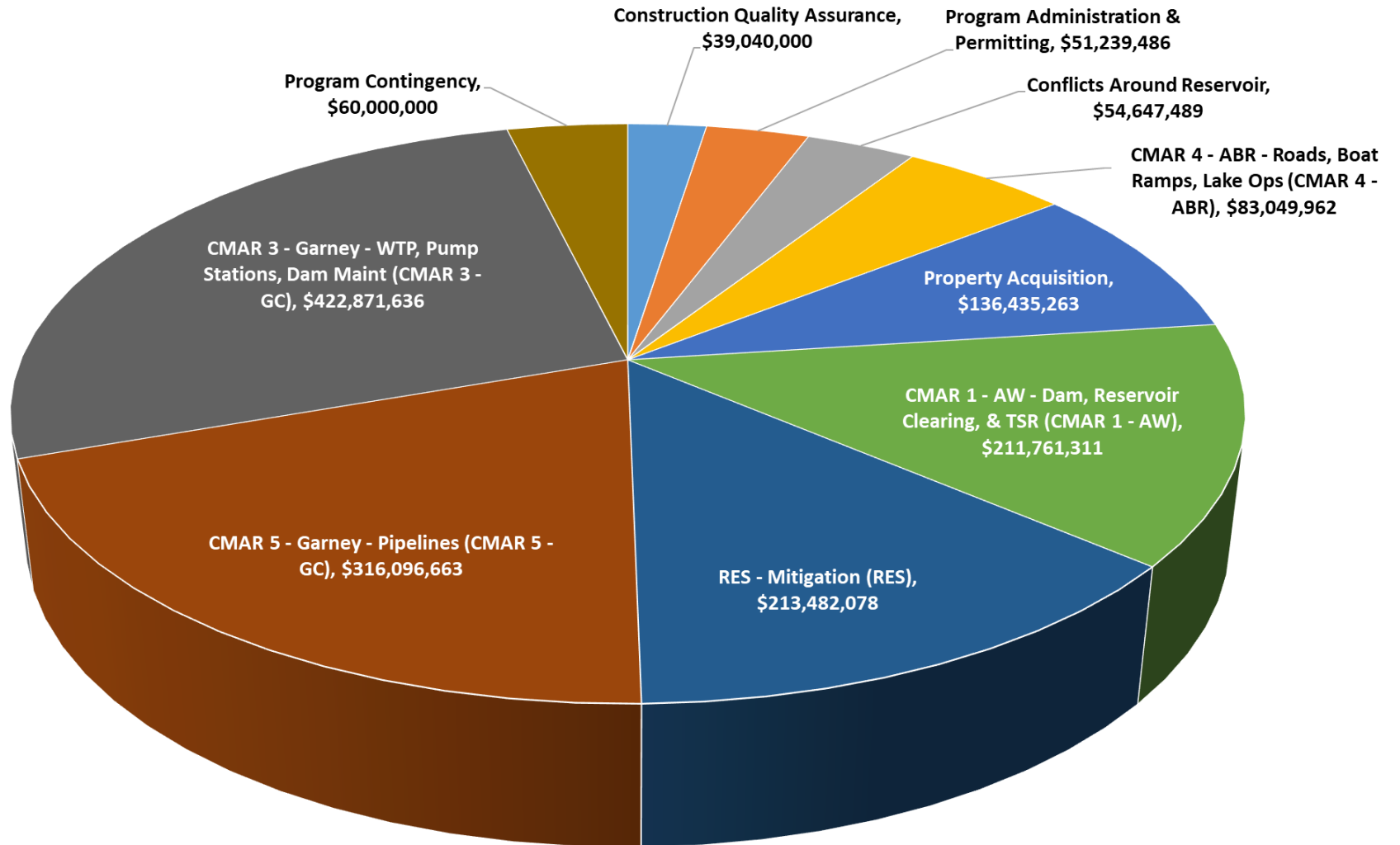


**CMAR 5 – Garney – TWPL Segment D pipe staging.**



**CMAR 5 – Garney – TWPL Segment E ROW stripping activities.**

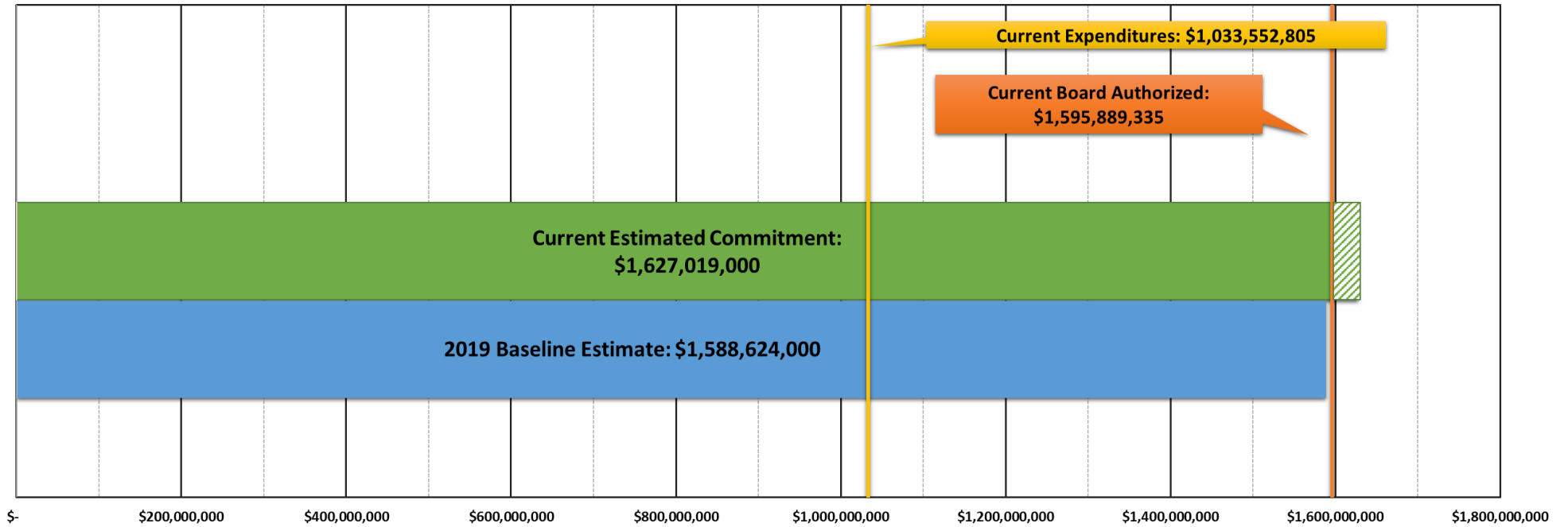
## OCTOBER 2020 FINANCIAL STATUS (BASELINE ESTIMATE)



**Bois d'Arc Lake Baseline Estimate Distribution - Total Budget: \$1,588,624,000**

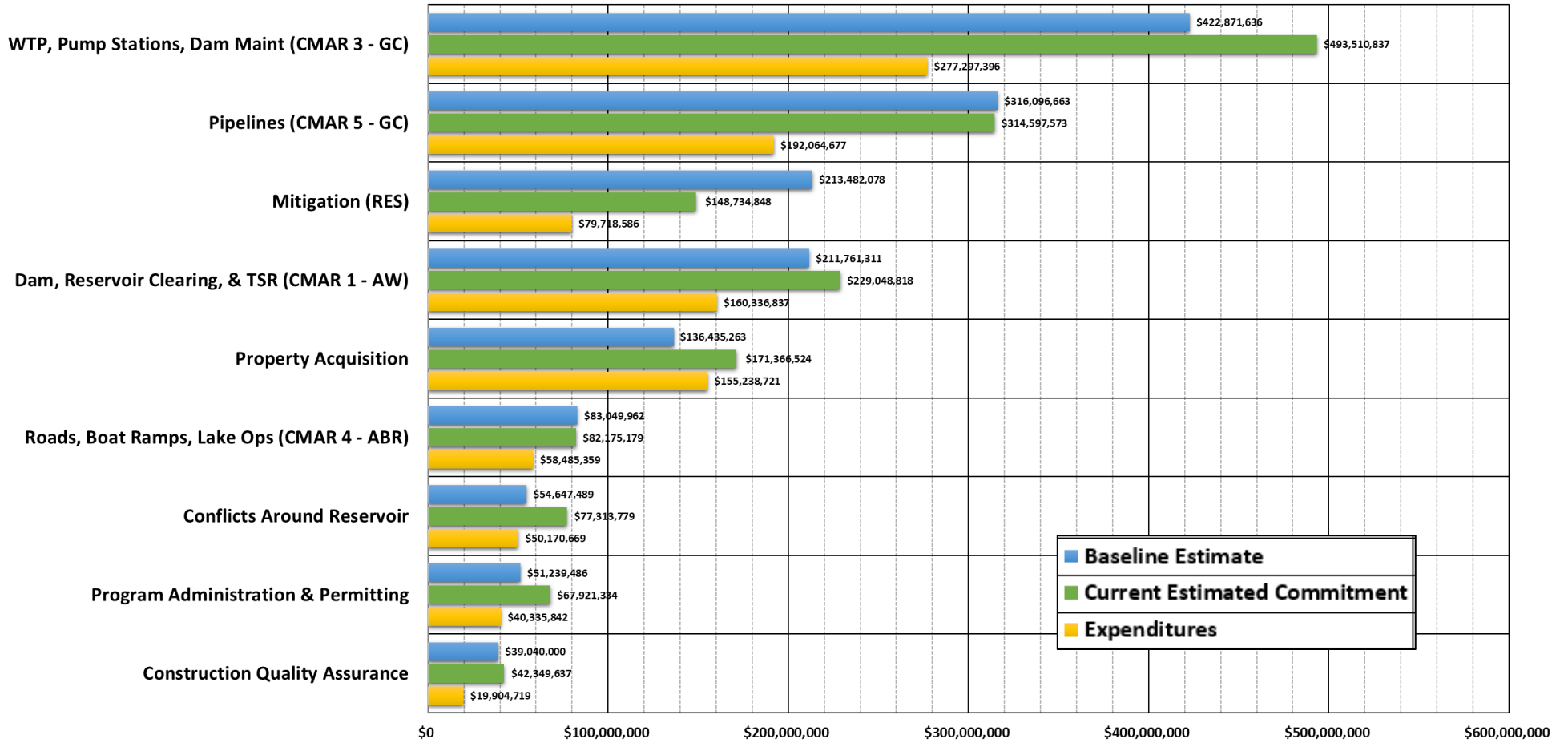
# OCTOBER 2020 FINANCIAL STATUS

## Bois d'Arc Lake Program Financial Status



# OCTOBER 2020 FINANCIAL STATUS (BY COMPONENT)

## Bois d'Arc Lake Program Cost Estimate Performance (By Major Component)



	Construction Quality Assurance	Program Administration & Permitting	Conflicts Around Reservoir	Roads, Boat Ramps, Lake Ops (CMAR 4 - ABR)	Property Acquisition	Dam, Reservoir Clearing, & TSR (CMAR 1 - AW)	Mitigation (RES)	Pipelines (CMAR 5 - GC)	WTP, Pump Stations, Dam Maint (CMAR 3 - GC)
■ Baseline Estimate	\$39,040,000	\$51,239,486	\$54,647,489	\$83,049,962	\$136,435,263	\$211,761,311	\$213,482,078	\$316,096,663	\$422,871,636
■ Current Estimated Commitment	\$42,349,637	\$67,921,334	\$77,313,779	\$82,175,179	\$171,366,524	\$229,048,818	\$148,734,848	\$314,597,573	\$493,510,837
■ Expenditures	\$19,904,719	\$40,335,842	\$50,170,669	\$58,485,359	\$155,238,721	\$160,336,837	\$79,718,586	\$192,064,677	\$277,297,396

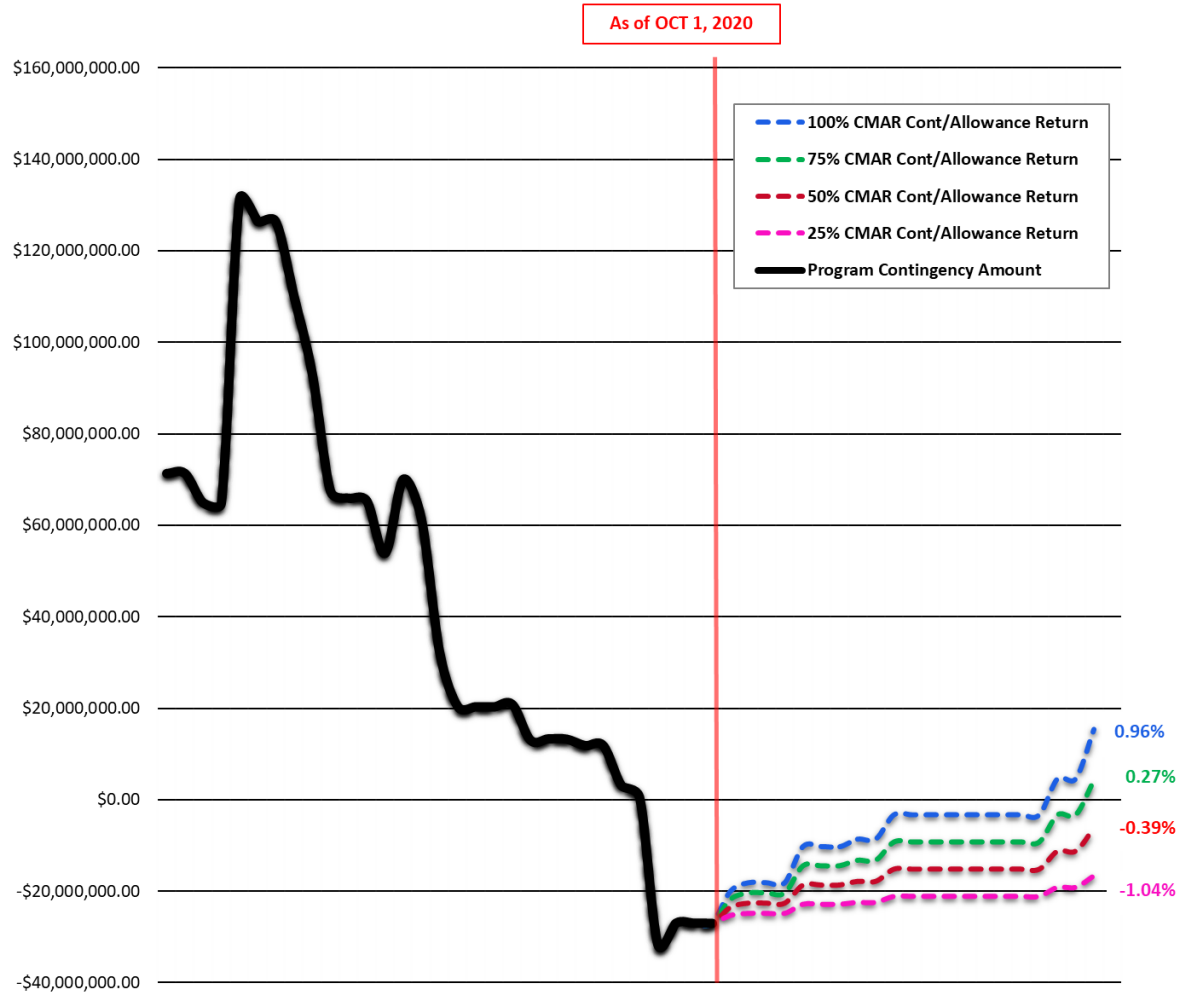
### OCTOBER 2020 OVERALL PROGRAM FINANCIAL STATUS (FINANCE TABLE)

	Construction QA	Program Admin & Permitting	Conflicts Around Reservoir	Property Acquisition	Dam, Reservoir & TSR (CMAR 1 - AW)	Mitigation (FSP - RES)	WTP, Pump Stations, Dam Maint (CMAR 3 - Garney)	Roads, Boat Ramps and Lake Ops (CMAR 4 - ABR)	Pipelines (CMAR 5 - Garney)	Program & Finance Contingency	TOTALS
Baseline Estimate	\$39,040,000	\$51,239,000	\$54,647,000	\$136,435,000	\$211,761,000	\$213,482,000	\$422,872,000	\$83,050,000	\$316,097,000	\$71,301,000	\$1,599,925,000
Current Estimated Commitment	\$42,350,000	\$67,921,000	\$77,314,000	\$171,367,000	\$229,049,000	\$148,735,000	\$493,511,000	\$82,175,000	\$314,598,000	-\$27,094,000	\$1,599,925,000
Expenditures	\$19,905,000	\$40,336,000	\$50,171,000	\$155,239,000	\$160,337,000	\$79,719,000	\$277,297,000	\$58,485,000	\$192,065,000	-	\$1,033,554,000

### OCTOBER 2020 FINANCIAL STATUS (REMAINING CONTINGENCY AND ALLOWANCES)

	CMAR 1	FSP	CMAR 3	CMAR 4	CMAR 5	TOTALS	Board Authorized
Contract CMAR Contingency	\$ 5,609,212.62	\$ -	\$ 4,193,421.11	\$ 3,768,186.78	\$ 2,884,217.83	\$ 16,455,038.34	Yes
Utilized CMAR Contingency	\$ 212,333.94	\$ -	\$ 2,068,191.01	\$ 1,432,088.92	\$ -	\$ 3,712,613.87	Yes
Unused CMAR Contingency	\$5,396,878.68	\$0.00	\$2,125,230.10	\$2,336,097.86	\$2,884,217.83	\$12,742,424.47	Yes
Contract CMAR Allowances	\$ 2,934,664.56	\$ -	\$ 38,272,722.43	\$ 5,979,056.98	\$ 19,030,278.72	\$ 66,216,722.69	Yes
Utilized CMAR Allowances	\$ 1,364,344.41	\$ -	\$ 17,436,844.07	\$ 2,671,823.02	\$ 6,453,216.25	\$ 27,926,227.75	Yes
Unused CMAR Allowances	\$1,570,320.15	\$0.00	\$20,835,878.36	\$3,307,233.96	\$12,577,062.47	\$38,290,494.94	Yes
Program & Finance Contingency						-\$27,094,000.00	No
<b>TOTAL CMAR</b>						<b>\$51,032,919.41</b>	
<b>TOTAL PRGM</b>						<b>-\$27,094,000.00</b>	
<b>TOTAL</b>						<b>\$23,938,919.41</b>	

# PROGRAM CONTINGENCY TRACKER



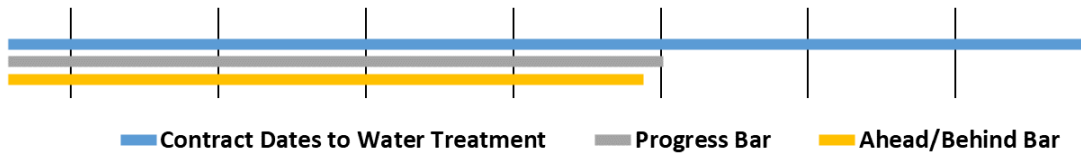
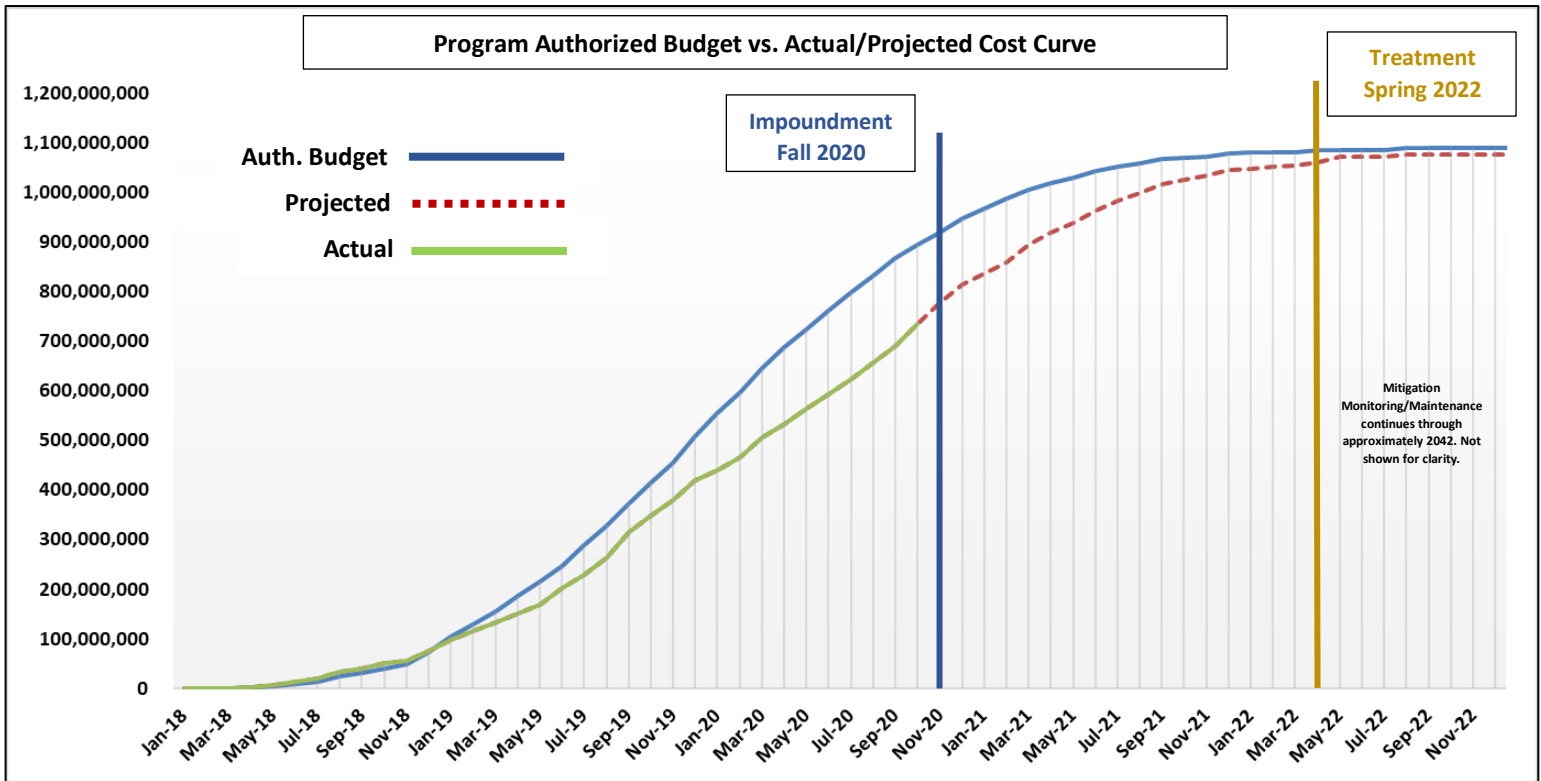
\*Projections for future use are based on planned future authorizations to the BDL budget and expected future project closeouts with remaining contingency and allowances that went unused.





# October 2020 - Bois d'Arc Lake Program Construction Status Summary

**Overall Program Summary:** The program is made up of five distinct construction packages, four of which are being delivered using the construction manager at risk procurement method. The fifth package contract is using a full-service provider for environmental mitigation. The USACE 404 permit was received on February 2, 2018. Construction activities on all components have started. Program completion and treated water production is scheduled for Spring 2022. The Program Management Team continued to coordinate with the CMAR and Design teams to move projects towards completion. Work in July progressed well with decent weather in most weeks except for one. All construction sites continued to implement COVID-19 virus pandemic response plans. Construction crews, managerial staff, NTMWD management, inspection staff, etc. are all subject to the CMAR requirements onsite for screening, social distancing, and personal hygiene. All Bois d'Arc staff are being asked to limit meetings during this time. The Bois d'Arc team will adjust to any changes pushed by the local, state and federal officials. Positive cases have been confirmed at the dam, RWPS, Leonard, pipeline and TSR sites. Spread has been limited by the diligent efforts of the CMARs, subcontractors and onsite staff.



\*Curve data utilizes actual numbers and schedules when available and estimated amounts/dates for projects still pending procurement. Schedule and curve follow the earliest start and latest completion for that particular CMAR/FSP.



## October 2020 - Bois d'Arc Lake Program Construction Status Summary

**Archer Western - CMAR 1 Summary for the Dam, Reservoir Clearing and TSR:** Dam construction work continued. September had a few wet weeks that impacted production. However, progress was still made on all segments of the dam (west, notch, and east). Slopes along the upstream and downstream faces continue to be cut, and a soil cement continued in the downstream exit channel and stilling basin. Soil cement plating is slated to begin on the west end in October. The bentonite slurry trench has been "cured out" and is ready for fill to continue above. Instrumentation, drainage vault and drain system construction continues as the dam elevation comes up. Concrete work continued at the intake structure and on the spillway slabs and walls along with misc. metals installation at the intake. Work on the Lake Bonham Dam improvements paused in September while the NTMWD, FNI and City of Bonham met on path forward with the survey data received in August. It is possible that the Contractor will hold this work until Spring next year in order to focus on the Bois d'Arc Lake Dam. Work on the TSR is nearing completion. Soil cement and liner construction is complete, and crews are pushing for substantial completion in November. Demobilization of major equipment, batch plant facilities, etc. has started.

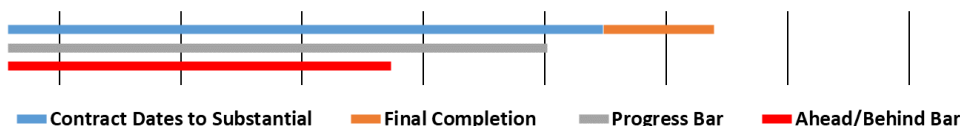
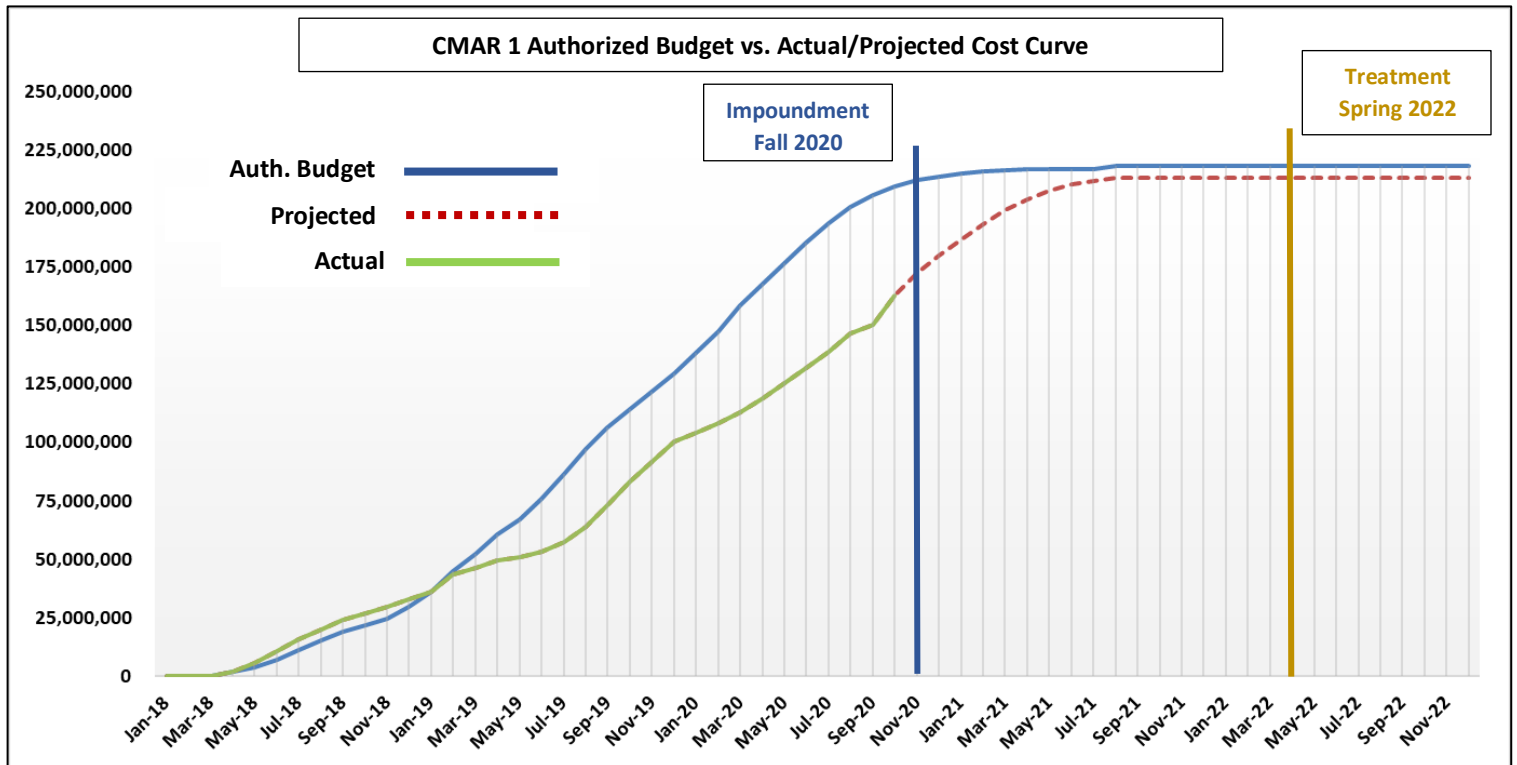
### CMAR 1 Schedule and Cost Summaries:

	Dam and Clearing Time Summary	TSR Time Summary		Dam and Reservoir	TSR	Total Amount
Original Contract Duration to Substantial	922	544				
Approved Changes to Contract Duration	58	0				
Original Construction Start Date (NTP)	04/27/18	06/20/19				
Original Substantial Completion Date	11/04/20	12/15/20				
Revised Substantial Completion Date	01/01/21	12/15/20				
Days Charged to the Project to Date*	888	469				
Days Remaining in Contract to Substantial	92	75				
Final Completion Date	07/03/21	05/30/21				
Days Ahead/Behind Schedule	257 Days Behind**	On Schedule				
			<b>Preconstruction Procurement</b>	\$1,711,718.87	\$222,083.00	\$1,933,801.87
			<b>GMP Amounts</b>	\$170,303,940.46	\$44,687,897.67	\$214,991,838.13
			<b>Approved Change Orders</b>	\$1,557,352.74	\$0.00	\$1,557,352.74
			<b>Current Cost</b>	\$173,573,012.07	\$44,909,980.67	\$218,482,992.73
			<b>Amount Paid to Date</b>	\$112,271,583.78	\$38,082,870.37	\$150,354,454.15
			<b>Percent Paid to Date</b>	64.68%	84.80%	68.82%

\*Days charged to project from NTP to 10/1/20

\*\*257 days behind for substantial completion. CMAR, NTMWD and FNI working through options for earliest impoundment possible. Early impoundment currently shown Spring 2021

\*Costs are for construction authorizations only. Totals exclude engineering costs, ROW costs, etc.





# October 2020 - Bois d'Arc Lake Program Construction Status Summary

**RES - FSP Summary for the Environmental Mitigation Projects:** RES continued work at Riverby and the Grasslands. Crews finished tie in of Willow Branch across the restored old channel plug. Willow Branch system is completely restored and water is able to flow through the new channel. Crews began upland forest and riparian woodland enhancement on Section 6 and prepared shrub wetland areas for planting on Section 2. Over 300 acres of native grasslands were planted and the grain silos behind Ranch Headquarters have been demolished. The grass plantings from last Spring/Fall were evaluated and they appear to be doing very well and succeeding up to this point. RES began work at the Upper Mitigation Site with mowing, preparing land, and staging equipment for restoration and enhancement work. RES is coordinating with NTMWD daily on access and logistics.

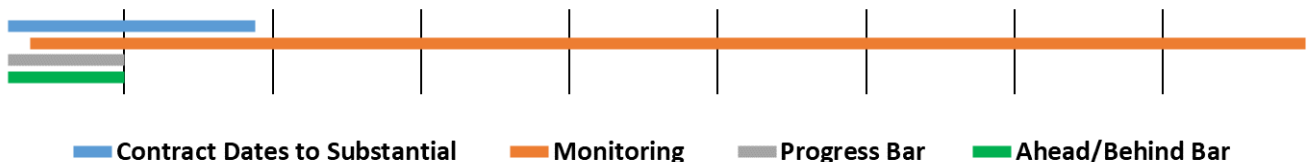
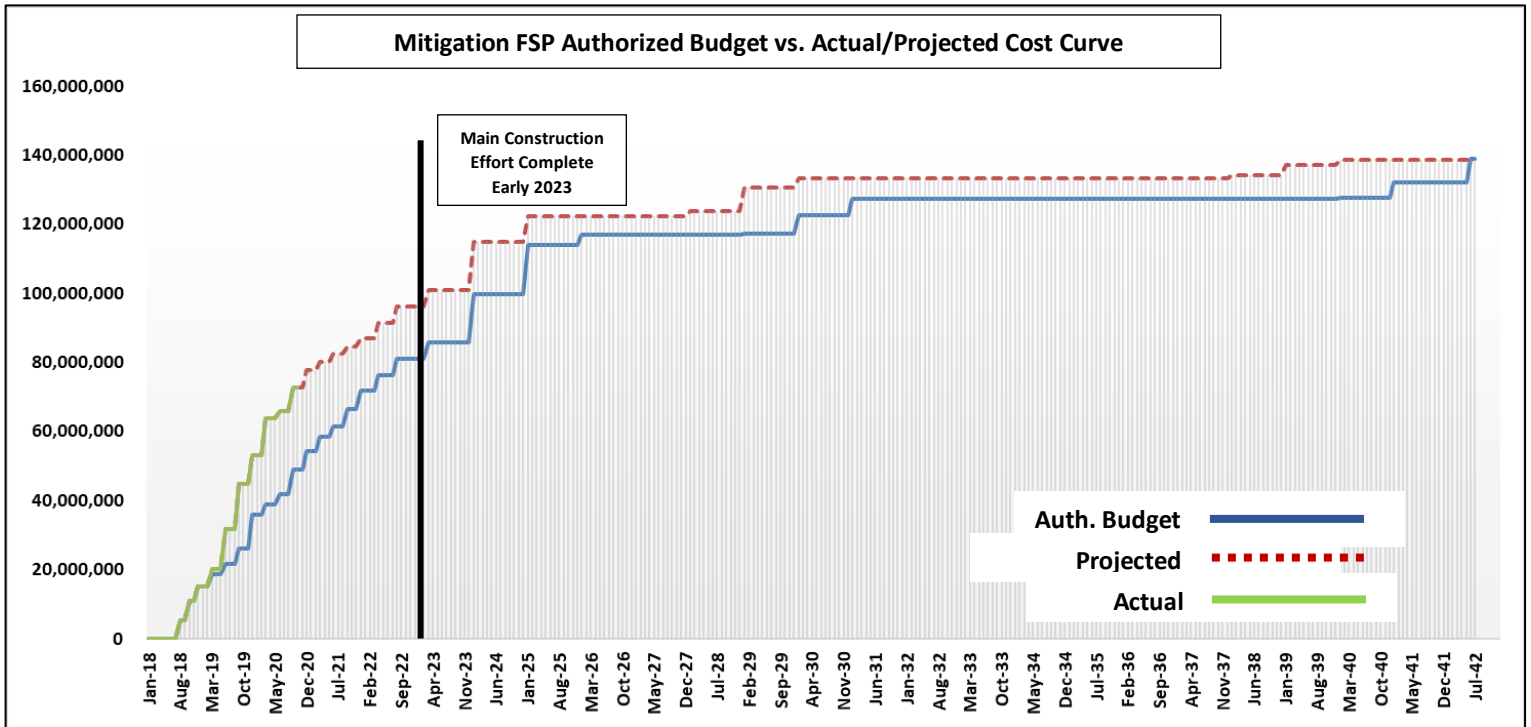
## FSP Schedule and Cost Summaries:

FSP Mitigation		CMAR (CLOSED)	FSP Mitigation	Total Amount	
Original Construction Contract Duration	1665	Preconstruction Procurement and Early Packages	\$3,311,089.00	\$0.00	\$3,311,089.00
Approved Changes to Contract Duration	0	GMP Amounts	\$0.00	\$135,997,990.00	\$135,997,990.00
Original Construction Start Date	08/08/18	Approved Change Orders	\$0.00	(\$409,503.00)	(\$409,503.00)
Original Construction Substantial Completion Date	02/28/23	Current Cost	\$3,311,089.00	\$135,588,487.00	\$138,899,576.00
Revised Construction Substantial Completion Date	02/28/23	Amount Paid to Date	\$3,311,089.00	\$69,402,641.40	\$72,713,730.40
Days Charged to the Project to Date*	785	Percent Paid to Date	100.00%	51.19%	52.35%
Days Remaining in Contract**	880				
Days Ahead/Behind Schedule	On Schedule				

\*Days charged from NTP to 10/1/20

\*\*Maintenance/Monitoring will continue for up to 20 years.

\*Costs are for construction authorizations only. Totals exclude engineering costs, ROW costs, etc.





# October 2020 - Bois d'Arc Lake Program Construction Status Summary

**Garney – CMAR 3 Summary for the Leonard Water Treatment Plant, Raw Water Pump Station, High Service Pump Station and Dam Maintenance Facility:** Work on LWTP continued. All structures moved forward with structural concrete. Yard piping around the site and other associated work continued. Mechanical work onsite has started and will ramp up in the coming months. The Plant is coming along well and is taking shape as shown in the photos. Work on the RWPS continued. The pipe installation, electrical conduit work, etc. continue in the pump room. Work will continue to transition to mechanical focused work in the next few months. Precast wall panel construction has started onsite. Work on the HSPS continued with structural work for the pump room. Structural concrete wall pours are progressing well. DMF crews are preparing for mobilization. Preconstruction work ongoing.

## CMAR 3 Schedule and Cost Summaries:

	LWTP	HSPS	RWPS	Dam Maintenance
Original Contract Duration to Substantial	1055	747	811	545
Approved Changes to Contract Duration	46	46	56	0
Original Construction Start Date (NTP)	11/05/18	09/09/19	12/10/18	09/08/20
Original Substantial Completion Date	09/25/21	09/25/21	02/28/21	03/07/22
Revised Substantial Completion Date	11/10/21	11/10/21	04/25/21	03/07/22
Days Charged to the Project to Date*	696	388	661	0
Days Remaining in Contract to Substantial	405	405	150	545
Final Completion Date	04/30/22	04/30/22	07/24/21	04/11/22
Days Ahead/Behind Schedule	27 Days Behind**	27 Days Behind**	15 Days Behind***	On Schedule

	LWTP	HSPS	RWPS	Dam Maintenance	Total Amount
Preconstruction Procurement	\$1,743,688.00	\$513,167.00	\$563,163.00	\$80,000.00	\$2,900,018.00
GMP Amounts	\$266,765,381.68	\$64,517,402.22	\$90,393,046.93	\$9,247,546.00	\$430,923,376.83
Approved Change Orders	\$0.00	\$0.00	\$998,997.00	\$0.00	\$998,997.00
Current Cost	\$268,509,069.68	\$65,030,569.22	\$91,955,206.93	\$9,327,546.00	\$434,822,391.83
Amount Paid to Date	\$163,043,413.04	\$13,373,260.35	\$51,924,871.82	\$95,860.13	\$228,437,405.33
Percent Paid to Date	60.72%	20.56%	56.47%	1.03%	52.54%

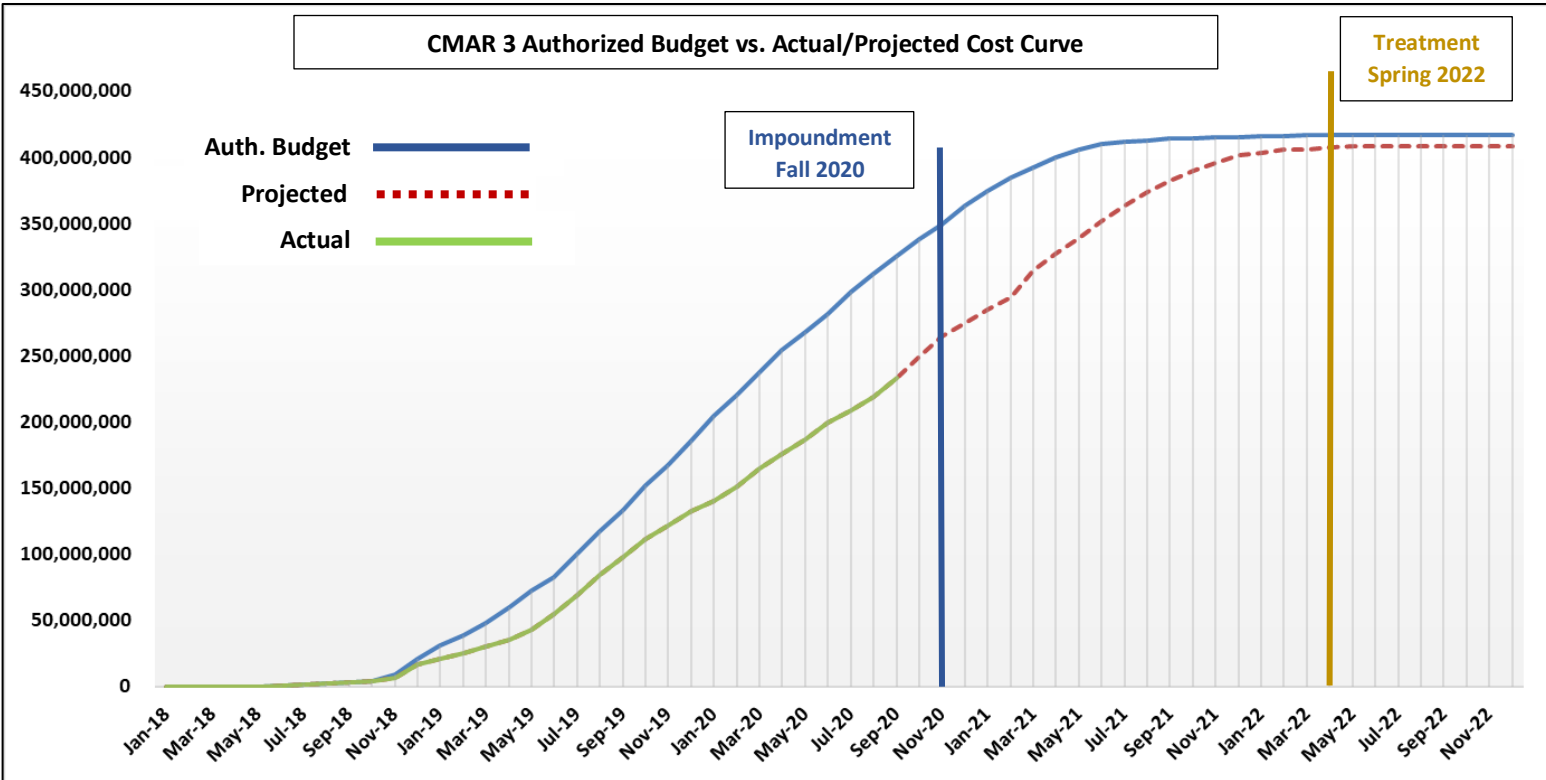
\*Costs are for construction authorizations only. Totals exclude engineering costs, ROW costs, etc.

NOTE – CMAR 3 schedule dates for major components (LWTP, HSPS and RWPS) are all tied to the CMAR 3 “program” completion date of 11/10/21 for substantial and 4/30/22 for final. Dates referenced in the above table are internal milestones for the CMAR 3 bid packages.

\* Days charged to project from NTP to 10/1/20

\*\* CMAR is still working on recovery options at HSPS and is discussing with the NTMWD/FNI program team.

\*\*\*Note that RWPS milestone dates are internal to CMAR 3 contract dates. RWPS is behind expected completion dates but is on schedule as it relates to the CMAR 3 contract.





# October 2020 - Bois d'Arc Lake Program Construction Status Summary

**Austin Bridge and Road – CMAR 4 Summary for FM 897, Fannin County Roads, Boat Ramps and Lake Operations Center:** FM 897 and Fannin County Road construction work continued. The FM 897 roadway and Fannin County Bridge Sites are substantially complete. Work is ongoing around the sites to wrap up punchlist items and progress to final completion. Lake Operations Center crews continued on multiple construction components. The structure continues to take shape with the exterior and now interior work. The exterior fluid applied air barrier is installed and waterproofing detailing around windows, doors, and through wall flashing was reviewed at the mockup and building. Storefront windows and glazing have been installed but require some work to be accepted. Work around the complex continues with grading, warehouse construction, etc. Boat ramps crews continued at the 3 boat ramp locations.

## CMAR 4 Schedule and Cost Summaries:


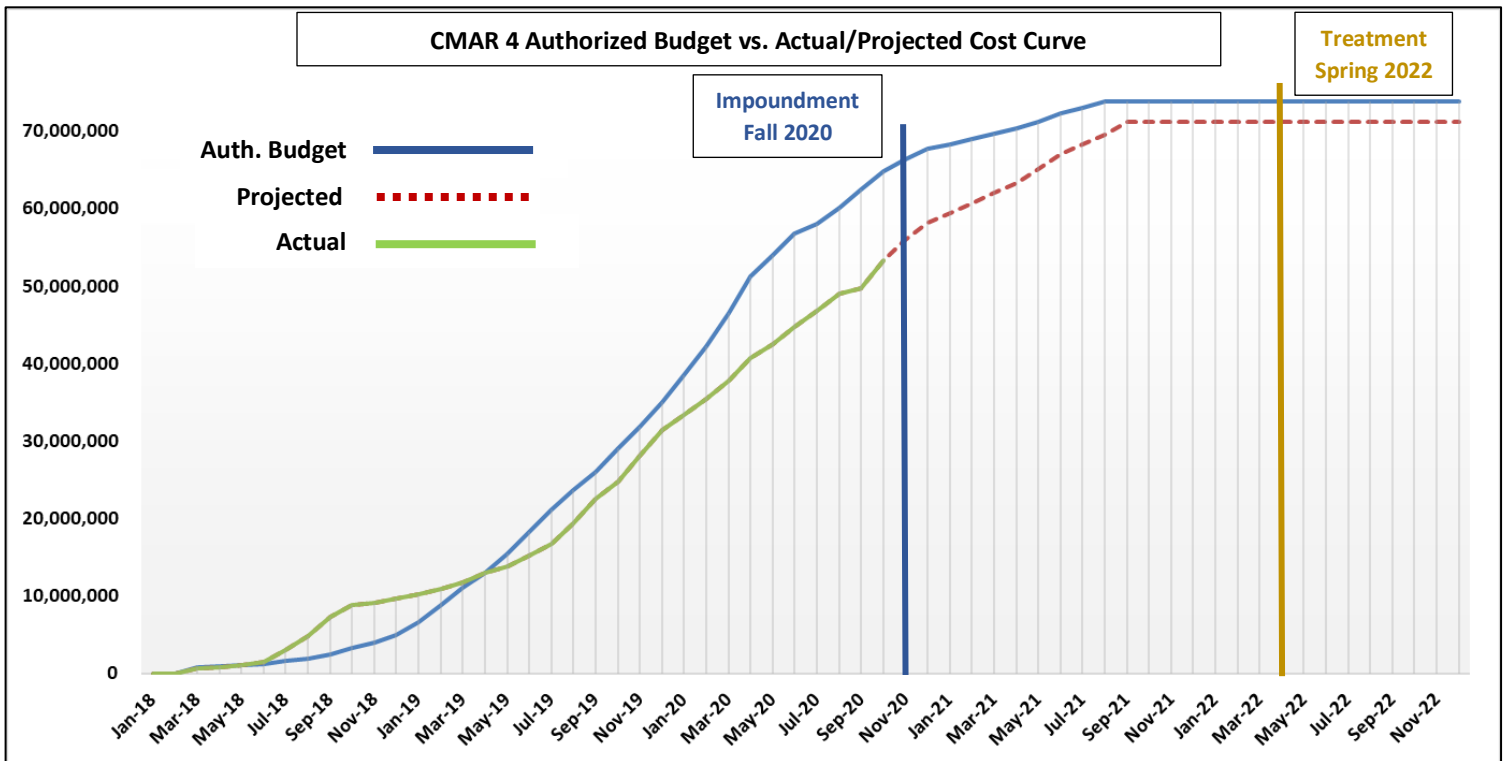
	FM 897	County Roads	Lake Operations	Boat Ramps	Boat House		FM 897	County Roads	Boat Ramps & Lake Operations	Total Amount
Original Contract Duration to Substantial	795	794	466	466	722	Preconstruction Procurement	\$446,100.00	\$167,525.00	\$272,375.00	\$886,000.00
Approved Changes to Contract Duration	30	30	0	0	0	GMP Amounts	\$34,668,854.94	\$13,280,633.06	\$24,932,935.95	\$72,882,423.95
Original Construction Start Date (NTP)	04/27/18	04/27/18	09/03/19	09/03/19	09/03/19	Approved Change Orders	\$47,470.38	\$20,699.86	\$0.00	\$68,170.24
Original Substantial Completion Date	06/30/20	06/29/20	12/12/20	12/12/20	08/25/21	Current Cost	\$35,334,809.90	\$13,296,473.34	\$25,205,310.95	\$73,836,594.19
Revised Substantial Completion Date	07/30/20	07/29/20	12/12/20	12/12/20	08/25/21	Amount Paid to Date	\$30,695,735.90	\$10,961,944.57	\$9,483,298.44	\$51,140,978.91
Days Charged to the Project to Date*	888	888	394	394	394	Percent Paid to Date	86.87%	82.44%	37.62%	69.26%
Days Remaining in Contract to Substantial	0	0	72	72	328	*Costs are for construction authorizations only. Totals exclude engineering costs, ROW costs, etc.				
Final Completion Date	07/31/20	07/30/20	01/11/21	01/11/21	09/24/21					
Days Ahead/Behind Schedule	Substantially Complete	Substantially Complete	52 Days Behind**	26 Days Behind***	On Schedule****					

\*Days charged to project from NTP to 10/1/20

\*\*Lake Office fell behind schedule due to weather impacts. CMAR working to recover. Additional time requested pending review/authorization.

\*\*\*Boat ramps on North and South shore currently behind schedule. CMAR working on recovery.

\*\*\*\*Boat house schedule dependent on impoundment elevation.



\*Schedule bars for CMAR 4 indicate a longer final completion due to the floating boat house construction needing impounded water to complete installation.



# October 2020 - Bois d'Arc Lake Program Construction Status Summary

**Garney – CMAR 5 Summary for Raw and Treated Water Pipelines:** Raw Water Pipeline work continued. All 3 segments continued pipe deliveries and installation work. Pipe install crews are working towards trying to finish all pipe install by the end of the year. Approximately 10% of the pipe is being installed per month with the favorable weather. Treated Water Pipeline work continued on all the 2 segments and the major tunnel under the Trinity River. Pipe deliveries continued in August. Prep ROW was completed along the alignment and the smaller tunneling crews continued. Installation crews schedule has shifted to later in October when other crews become available.

## CMAR 5 Schedule and Cost Summaries:

	RWPL	TWPL		RWPL	TWPL	Total Amount
Original Contract Duration to Substantial	748	678	Preconstruction Procurement and Early Packages	\$1,093,800.00	\$931,200.00	\$2,025,000.00
Approved Changes to Contract Duration	0	0	GMP Amounts	\$170,847,153.36	\$126,227,283.54	\$297,074,436.90
Original Construction Start Date (NTP)	03/30/19	04/24/20	Approved Change Orders	\$0.00	\$0.00	\$0.00
Original Substantial Completion Date	04/21/21	03/03/22	Current Cost	\$171,940,953.36	\$127,158,483.54	\$299,099,436.90
Revised Substantial Completion Date	04/21/21	03/03/22	Amount Paid to Date	\$136,332,851.95	\$45,082,475.58	\$181,415,327.53
Days Charged to the Project to Date*	551	160	Percent Paid to Date	79.29%	35.45%	60.65%
Days Remaining in Contract to Substantial	197	518	*Costs are for construction authorizations only. Totals exclude engineering costs, ROW costs, etc.			
Final Completion Date	8/21/21	5/24/22				
Days Ahead/Behind Schedule	On Schedule	On Schedule				

\*Days charged to project from NTP to 10/1/20

